



Leanne Taitt is the Day Centre Manager for Multyfarnham and she sent us some fantastic ideas for celebrating the Oscars. I have put together a few ideas on how you can do this yourself!

Send your pictures to [alison.mccarthy@alzheimer.ie](mailto:alison.mccarthy@alzheimer.ie)

## The Oscars in Multyfarnham 😊



# How to Host an Oscars Party

*Oscars March 2nd 2025*

## 1. Planning & Preparation

**Choose a Date & Time:** Pick a suitable afternoon.

**Send Invitations:** (Optional) Inform guests and their families about the event in advance.

**Set a Dress Code (Optional):** Encourage guests to wear something special (or provide fun accessories like scarves, hats, or bow ties).

## 2. Decorations & Setup (Ideas)

**Red Carpet Entrance:** Use a red fabric roll or paper to create a grand entry.

**Hollywood-Themed Decorations:** Hang gold stars, film reels, and Oscar statuettes (DIY or printed versions).

Use images of Oscar Winners gone by.

**Photo Booth:** Set up a simple backdrop with props like sunglasses, feather boas, and trophy cutouts.

## 3. The Awards Ceremony

**Create Fun Categories:** Think of lighthearted awards like:

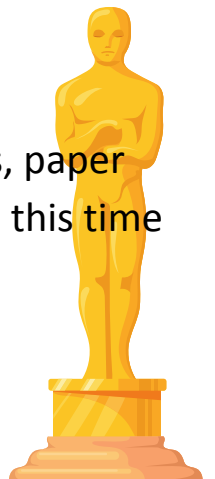
"Best Smile"

"Most Cheerful"

"Kindest Heart"

"Dancing Star"

**Make Certificates or Trophies:** Hand out small awards (printed certificates, paper trophies, or gold-wrapped chocolates). (You can get plastic Oscars around this time in Tiger and euro stores)



#### 4. Entertainment & Activities

Movie Clips & Music: Play classic movie scenes or theme songs from well-loved films.

Sing-Along or Dance Session: Choose familiar songs from musicals or classic films.

Videos of famous winners/speeches from the past.

Mini Oscar Speeches: Allow winners to say a few words (or have staff share a fun memory about them).

#### 5. Snacks & Refreshments

Popcorn & Treats: Serve easy-to-eat snacks like popcorn, finger sandwiches, and soft drinks.

Themed Cake or Cupcakes: Decorate with gold stars or movie themes.

#### 6. Capture the Memories

Take Photos: Capture moments to share with families. (Share with [communityengagement@alzheimer.ie](mailto:communityengagement@alzheimer.ie))

Create a Memory Board: Display pictures from the event for everyone to enjoy later.

#### 7. Closing the Event

Thank Everyone: End with a round of applause and a thank-you speech.

Give Small Keepsakes: Provide a memento like a certificate or a star sticker to remember the day.

By keeping the event simple, inclusive, and engaging, the Oscars Celebration will be a wonderful experience for all involved, bringing joy and recognition to every participant! 🎬 ✨

